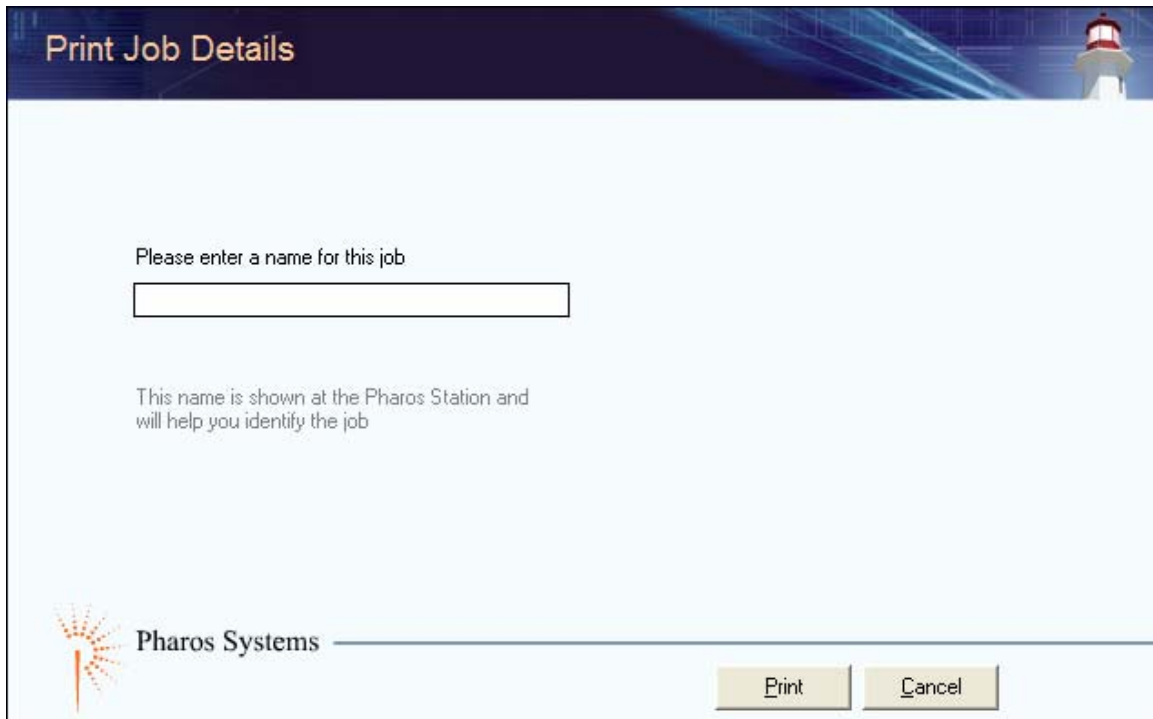


# Instructions for using the Pharos Print Card System

The University Libraries provide public access computers to provide non UNC students with the opportunity to print. Once you have purchased a UNC Print Card from one of the two Library locations, Michener Library or Skinner Music Library, identify the public access computers.

To print using the UNC Print Card System click on the print button.

- A pop-up screen will appear prompting you to enter a name for your print job. Enter any name you wish to name your print job. Note: The job name will be used to release your job from the print release station.



**Print Job Details**

Please enter a name for this job

This name is shown at the Pharos Station and will help you identify the job

Pharos Systems

Print Cancel


- Locate the print release station. The print release station is found in the Michener Library next to the reference printers and in Skinner Music Library next to the printers. The following is a picture of a print release station.




- Insert your Trac Card into the card reader.

UNIVERSITY of  
NORTHERN COLORADO

## Michener Library Print Release Station



Welcome!  
To release print jobs,  
**Insert your TRACCARD**



4:56:24 PM



